

Steel King Quick Ship

Effective Date: June 8, 2026



STEEL KING™ 48 HOUR » QUICK SHIP
BUILT TO DELIVER

SAFETY PRODUCTS - Stocked and ready within 48 hours



Steel Guard® Industrial Railing

Protect workers, machinery, loading docks & pallet rack from damage with Steel Guard's pre-fabricated, modular design.



- Available in single high or double high versions.
- Posts are 4" square structural tubing on a 10" square base plate.
- Posts include four 3/4" x 5-1/2" anchors and cap.
- Rails are 14-1/2", 11-gauge, 3 ribbed rails. Bolted or lift-out versions available.

Guard Rail Posts

Post Types



SCL
DCL



DCO

Model #	Color	Description	Wt. Each	Price Each
SCLYW	Yellow	18" Center Post, Single High	40#	
DCLYW	Yellow	42" Center Post, Double High	65#	
DCOYW	Yellow	42" Corner Post, Double High	65#	

Bolted Guard Rails

Bolted Guard Rails



Model #	Color	Description	Wt. Each	Price Each
GR03YW	Yellow	3 ft. Bolted Guard Rail (actual 32")	34#	
GR04YW	Yellow	4 ft. Bolted Guard Rail (actual 44")	44#	
GR06YW	Yellow	6 ft. Bolted Guard Rail (actual 68")	64#	
GR08YW	Yellow	8 ft. Bolted Guard Rail (actual 92")	84#	
GR10YW	Yellow	10 ft. Bolted Guard Rail (actual 116")	104#	

Lift-Out Pockets



Lift-Out Rail
Pocket

Model #	Color	Description	Wt. Each	Price Each
GRSGLOP	Yellow	Lift-out Pocket Set (1 left, 1 right)*	12.8# set	

*Note:

- (1) Lift-out pocket mounting hardware is included with posts. Same hardware as used to secure bolt-in rails.
- (2) Use of Lift-out pockets will increase post center lines by 2".

Accessories Replacement Parts



BCSG1010

Model #	Description	Wt. Each	Price Each
TUBE-CAP	4" Square Replacement Post Cap	0.45#	

Model #	Description	Wt. Each	Price Each
BCSG1010	Steel Guard Base Cover	8.5#	

SAFETY PRODUCTS - Made to order, ready within 3-5 weeks



Steel Guard® Industrial Railing

Protect workers, machinery, loading docks & pallet rack from damage with Steel Guard's pre-fabricated, modular design.



- Available in single high or double high versions.
- Posts are 4" square structural tubing on a 10" square base plate.
- Posts include four 3/4" x 5-1/2" anchors and cap.
- Rails are 14-1/2", 11-gauge, 3 ribbed rails. Bolted or lift-out versions available.

Guard Rail Posts

Post Types



SCO



SCLE
DCLE



SCOO
DCOO



SCLS
DCLS

Model #	Color	Description	Wt. Each	Price Each
SCLEYW	Yellow	18" Offset End Post, Single High	40#	
SCLSYW	Yellow	18" Offset Side Post, Single High	40#	
SCOYW	Yellow	18" Corner Post, Single High	40#	
SCOOYW	Yellow	18" Offset Corner Post, Single High	40#	
DCLEYW	Yellow	42" Offset End Post, Double High	65#	
DCLSYW	Yellow	42" Offset Side Post, Double High	65#	
DCOOYW	Yellow	42" Offset Corner Post, Double High	65#	

Bolted Guard Rails



Model #	Color	Description	Wt. Each	Price Each
GR01YW	Yellow	1 ft. Bolted Guard Rail (actual 8")	14	
GR02YW	Yellow	2 ft. Bolted Guard Rail (actual 20")	24#	
GR05YW	Yellow	5 ft. Bolted Guard Rail (actual 56")	54#	
GR07YW	Yellow	7 ft. Bolted Guard Rail (actual 80")	74#	
GR09YW	Yellow	9 ft. Bolted Guard Rail (actual 104")	94#	

SAFETY PRODUCTS - Stocked and ready within 48 hours

Armor Guard® Industrial Railing



Armor Guard is an economical, medium duty guard rail, perfect for delineating personnel walkways and separating employees from lift truck traffic.

- Available in single high or three high versions.
- Universal posts (holes on 3 sides) made from 3" square structural tubing on an 8" square base plate.
- Rails are 9-3/4", 11-gauge, 2 ribbed rails and can be utilized as either bolted or lift-out rails.
- All required mounting hardware and caps included with posts.
- Anchors (3/4" x 5-1/2") included.

Armor Guard Posts


Universal Post

Model #	Color	Description	Wt. Each	Price Each
SCUMDYW	Yellow	12" Universal Post with Cap-Single High	24#	
TCUMDYW	Yellow	42" Universal Post with Cap-Triple High	47#	

Armor Guard Rails


Model #	Color	Description	Wt. Each	Price Each
GR03MDYW	Yellow	3 ft Guard Rail (actual 33")	24.1#	
GR04MDYW	Yellow	4 ft Guard Rail (actual 45")	31.6#	
GR06MDYW	Yellow	6 ft Guard Rail (actual 69")	46.5#	
GR08MDYW	Yellow	8 ft Guard Rail (actual 93")	61.5#	
GR10MDYW	Yellow	10 ft Guard Rail (actual 117")	76.5#	

Lift-Out Rail Pocket


Lift-Out Rail Pocket

Model #	Color	Description	Wt. Each	Price Each
GRMDLOP	Yellow	Lift-out Pocket Set (1 left, 1 right)*	8.4# set	

*Note:

- (1) Lift-out pocket mounting hardware is included with posts. Same hardware as used to secure bolt-in rails.
 (2) Use of Lift-out pockets will increase post center lines by 1".

Accessories Replacement Parts


Model #	Color	Description	Wt. Each	Price Each
TUBE-CAP3	Galvanized	3" Square Replacement Post Cap	0.45#	

SAFETY PRODUCTS - Made to order, ready within 3-5 weeks

Armor Guard® Industrial Railing



Armor Guard is an economical, medium duty guard rail, perfect for delineating personnel walkways and separating employees from lift truck traffic.

- Available in single high or three high versions.
- Universal posts (holes on 3 sides) made from 3" square structural tubing on an 8" square base plate.
- Rails are 9-3/4", 11-gauge, 2 ribbed rails and can be utilized as either bolted or lift-out rails.
- All required mounting hardware and caps included with posts.
- Anchors (3/4" x 5-1/2") included.

Armor Guard Posts



Corner Offset



Side Offset

Model #	Color	Description	Wt. Each	Price Each
SCUOMDYW	Yellow	12" Corner Offset Post with Cap-Single High	24#	
SCUSMDYW	Yellow	12" Side Offset Post with Cap-Single High	24#	
TCUOMDYW	Yellow	42" Corner Offset Post with Cap-Triple High	47#	
TCUSMDYW	Yellow	42" Side Offset Post with Cap-Triple High	47#	

Armor Guard Rails



Model #	Color	Description	Wt. Each	Price Each
GR01MDYW	Yellow	1 ft Guard Rail (actual 9")	9.1#	
GR02MDYW	Yellow	2 ft Guard Rail (actual 21")	16.6#	
GR05MDYW	Yellow	5 ft Guard Rail (actual 57")	39.0#	
GR07MDYW	Yellow	7 ft Guard Rail (actual 81")	54.0#	
GR09MDYW	Yellow	9 ft Guard Rail (actual 105")	69.0#	

SAFETY PRODUCTS

Safety Gates

Manufactured to the same standards as our Steel Guard® and Armor Guard® railing, the safety gates can be ordered as part of a new installation or retrofitted into an existing system.



- Steel King's Self-Closing Safety Gates use heavy, 11-gauge corrugated steel rails designed to fit a 48" post-to-post center line within a protective railing system.
- The gate is shipped with hinge assembly on one side of the gate and two gate stops on the opposite side.
- Hardware is included and the gates will bolt to the existing posts of a Steel Guard or Armor Guard protective railing system.
- The Safety Gates are easily installed without cutting, welding or drilling.
- Steel King's Self Closing Gate's swing direction is versatile, which allows you to re-purpose gates as required. Changing the direction of the gate is as simple as removing a few bolts and flipping the gate in the direction needed. Steel springs automatically closes gate after passage is complete.
- Gates are shipped completely assembled and ready for installation.

Steel Guard Features



- Rails: Two corrugated 11-gauge steel, 14-1/2" high, three ribs
- Gate Dimensions: 38-1/2" tall and 43-3/4" wide
- Powder coat finish (yellow) – highly visible, durable and UV resistant
- Hinge assembly and gate stops assembled on gate
- Versatile: Gate can be turned/flipped to achieve desired opening direction
- Easy installation – no cutting, welding or drilling required
- All hardware and end caps included

Model #	Color	Description	Wt. Each	Price Each
SGSLG-048	Yellow	Steel Guard Safety Gate	100#	

Armor Guard Features



- Rails: Three corrugated 11-gauge steel, 9-3/4" high, two ribs
- Gate Dimensions: 38-1/2" tall and 43-3/4" wide
- Powder coat finish (yellow) – highly visible, durable and UV resistant
- Hinge assembly and gate stops assembled on gate
- Versatile: Gate can be turned/flipped to achieve desired opening direction
- Easy installation – no cutting, welding or drilling required
- All hardware and end caps included

Model #	Color	Description	Wt. Each	Price Each
AGSLG-048	Yellow	Armor Guard Safety Gate	103#	

CONTAINERS

Round Corner Corrugated Containers



Heavy corrugated steel sides and deck make Steel King's round corner corrugated containers a rugged and durable general purpose container. Universal stacking feet provide easy stackability.

- Stackable four high while loaded
- 1/4" universal stacking legs

Model #	Color	Interior Dimension	Exterior Dimension	Capacity	Wt. Each	Price Each
RCCM324024VG	Vista Green	32" x 40" x 24"	33.5" x 41.5" x 28.5"	4,000#	205#	
RCCM324024PP	Poppy	32" x 40" x 24"	33.5" x 41.5" x 28.5"	4,000#	205#	
RCCM324024YW	Yellow	32" x 40" x 24"	33.5" x 41.5" x 28.5"	4,000#	205#	
RCCM324024PB	Precaution Blue	32" x 40" x 24"	33.5" x 41.5" x 28.5"	4,000#	205#	
RCCM404824VG	Vista Green	40" x 48" x 24"	41.5" x 49.5" x 28.5"	4,000#	258#	
RCCM404824PP	Poppy	40" x 48" x 24"	41.5" x 49.5" x 28.5"	4,000#	258#	
RCCM404824YW	Yellow	40" x 48" x 24"	41.5" x 49.5" x 28.5"	4,000#	258#	
RCCM404824PB	Precaution Blue	40" x 48" x 24"	41.5" x 49.5" x 28.5"	4,000#	258#	

Hold 'N Fold® Containers



Utilize the space savings of fold-down baskets with the durability of rigid containers with Steel King's patented Hold 'N Fold containers. Ideal for the inter- or intra-plant shipments, Hold 'N Fold containers self lock when empty, eliminating the need for banding.

- Stackable six high while loaded
- Wire mesh or corrugated steel
- Half-drop gate on both long sides

Model #	Color	Description	Capacity	Wt. Each	Price Each
HF4WM454842VG	Vista Green	Wire Mesh H&F 45" x 48" x 42"	4,000#	325#	
HF4CM454842VG	Vista Green	Corrugated H&F 45" x 48" x 42"	4,000#	436#	

WorkingTainers®



Steel King's WorkingTainers perform double duty as storage containers and dispensing units, reducing material movement and allowing work areas to double as storage areas.

- 24" usable depth; 30.5" overall height
- Heavy duty tubular base & corner posts for durability
- Stackable six units high, while loaded

Model #	Color	Description	Capacity	Wt. Each	Price Each
HDWT3036VG	Vista Green	30" x 36" x 24" nom.	4,000#	159#	
HDWT3240VG	Vista Green	32" x 40" x 24" nom.	4,000#	182#	
HDWT3644VG	Vista Green	36" x 44" x 24" nom.	4,000#	203#	
HDWT4048VG	Vista Green	40" x 48" x 24" nom.	4,000#	224#	

Add tilt and storage stands to provide an ergonomic effect for better dispensing.

Model #	Color	Description	Wt. Each	Price Each
TSS3036VG	Vista Green	Tilt & Store Stand for 30" x 36"	133#	
TSS3240VG	Vista Green	Tilt & Store Stand for 32" x 40"	138#	
TSS3644VG	Vista Green	Tilt & Store Stand for 36" x 44"	203#	
TSS4048VG	Vista Green	Tilt & Store Stand for 40" x 48"	224#	

PORTABLE RACKS

Stac-King Portable Racks



With Steel King's Stac-King portable racks you can protect your loads during handling, stacking and shipping. Stac-King racks act as their own pallet, eliminating the need and cost of wooden pallets. The Stac-King rack's vertical posts allow the racks to be stacked up to six units high, without load-on-load contact, helping to eliminate product crush damage.

- 4-way (short-fork) base
- Open or wood board deck
- Four base sizes
- Three post sizes (sold separately)



Model #	Color	Description	Size	Max. Capacity	Wt. Each	Price Each
HD4248SFWDHSVG	Vista Green	Base, Wood Deck	42" x 48"	4,000#	86#	
HD4260SFWDHSVG	Vista Green	Base, Wood Deck	42" x 60"	4,000#	98#	
HD4848SFWDHSVG	Vista Green	Base, Wood Deck	48" x 48"	4,000#	94#	
HD4860SFWDHSVG	Vista Green	Base, Wood Deck	48" x 60"	4,000#	103#	
HD4248SFODHSVG	Vista Green	Base, Open Deck	42" x 48"	4,000#	83#	
HD4260SFODHSVG	Vista Green	Base, Open Deck	42" x 60"	4,000#	92#	
HD4848SFODHSVG	Vista Green	Base, Open Deck	48" x 48"	4,000#	89#	
HD4860SFODHSVG	Vista Green	Base, Open Deck	48" x 60"	4,000#	93#	
HDC36VG	Vista Green	Post	36"	N/A	9#	
HDC48VG	Vista Green	Post	48"	N/A	12#	
HDC60VG	Vista Green	Post	60"	N/A	15#	

Pin Rack



Steel King specializes in the custom design of shipping racks. The Pin Rack's metal slots accept drop-in pins, which allow custom configurations to hold and secure odd shaped parts.




- Inter stacks with portable racks
- Stackable up to 10 high
- 5/8" diameter pins (pins sold separately)

Model #	Color	Description	Size	Max. Capacity	Wt. Each	Price Each
PINRACK4040VG	Vista Green	Pin Rack	40" x 40"	4,000#	130#	
PIN14VG	Vista Green	14" pins (12" Useable)	14"	N/A	1.2#	

PALLET RACK & ACCESSORIES

SK2000 Boltless Rack



Steel Frames	Model #	Color	Description	Max. Capacity	Wt. Each	Price Each
	RTFAP036096F01VG	Vista Green	36" x 96" Upright Frame	22,780#	50#	
	RTFAP036120F01VG	Vista Green	36" x 120" Upright Frame	22,780#	62#	
	RTFAP036144F01VG	Vista Green	36" x 144" Upright Frame	22,780#	72#	
	RTFAP042096F01VG	Vista Green	42" x 96" Upright Frame	22,780#	57#	
	RTFAP042120F01VG	Vista Green	42" x 120" Upright Frame	22,780#	65#	
	RTFAP042144F01VG	Vista Green	42" x 144" Upright Frame	22,780#	76#	
	RTFBP042144F01PB	Precaution Blue	42" x 144" Upright Frame	31,340#	88#	
	RTFBP042192F01PB	Precaution Blue	42" x 192" Upright Frame	31,340#	115#	
	RTFBP042216F01PB	Precaution Blue	42" x 216" Upright Frame	31,340#	129#	
	RTFBP042240F01PB	Precaution Blue	42" x 240" Upright Frame	31,340#	143#	
 <p>AP**</p>  <p>BP** or BG*</p>	RTFBG042192F01VG	Vista Green	42" x 192" Upright Frame	41,430#	126#	
	RTFBG042216F01VG	Vista Green	42" x 216" Upright Frame	41,430#	150#	
	RTFBG042240F01VG	Vista Green	42" x 240" Upright Frame	41,430#	165#	
	RTFBG042264F04VG	Vista Green	42" x 264" Upright Frame	41,430#	188#	
	RTFBG042288F04VG	Vista Green	42" x 288" Upright Frame	41,430#	203#	
	RTFAP048096F01VG	Vista Green	48" x 96" Upright Frame	22,780#	54#	
	RTFAP048120F01VG	Vista Green	48" x 120" Upright Frame	22,780#	67#	
	RTFBP048144F01PB	Precaution Blue	48" x 144" Upright Frame	31,340#	91#	
	RTFBP048192F01PB	Precaution Blue	48" x 192" Upright Frame	31,340#	119#	
	RTFBP048216F01PB	Precaution Blue	48" x 216" Upright Frame	31,340#	134#	
	RTFBP048240F01PB	Precaution Blue	48" x 240" Upright Frame	31,340#	148#	
	RTFBG048192F01VG	Vista Green	48" x 192" Upright Frame	41,430#	137#	
	RTFBG048216F01VG	Vista Green	48" x 216" Upright Frame	41,430#	154#	
	RTFBG048240F01VG	Vista Green	48" x 240" Upright Frame	41,430#	170#	
	RTFBG048264F04VG	Vista Green	48" x 264" Upright Frame	41,430#	194#	
	RTFBG048288F04VG	Vista Green	48" x 288" Upright Frame	41,430#	209#	

SK2000 Quick Ship Pallet Rack is ONLY available FOB Sauk Village, IL

Notes to Upright Capacities

- 1) Capacity is based on 36" vertical beam spacing; Larger spacing decreases capacity.
- 2) Capacities based upon interior usage.
- 3) Capacities are for selective rack only.
- 4) Capacities are for non-seismic usage.
- 5) All columns/posts must be anchored to an adequate concrete floor (required by RMI code)
- 6) Capacities based upon installation in plumb condition.
- 7) Capacities are total per upright, assuming equal loading on both posts.
- 8) Stainless steel anchors required for outdoor storage

If any of these conditions do not apply to your application, or if you are unsure if they apply, DO NOT USE THESE CAPACITY RATINGS.

In those cases, contact Steel King's Engineering department for design information.

NOTE: A Permit and/or stamped calculations may be required by the local building department prior to installation and is the responsibility of the end user. Rack is for indoor use only. If rack needs to be located outside contact Steel King for assistance. Rack is for non-seismic usage only. If rack is located in a seismic area, please consider the racking designed for Seismic Considerations or contact Steel King for assistance.

* AP and BG frames available in Vista Green

**BP frames available in Precaution Blue

PALLET RACK & ACCESSORIES

SK2000 Boltless Rack



- Boltless 3 or 4 rivet connection for easy installation.
- 1-5/8" step for decking or pallet supports.
- Automatically engaging beam safety locks to ensure proper installation.
- Beams are easily adjustable in 2" vertical increments.

Step Beams


Model #	Description	Max. Capacity	Wt. Each	Price Ea.
SBRUM300048P	3" x 48" Step Beam	5,860# / pair	11.0#	
SBRUM300096P	3" x 96" Step Beam	3,020# / pair	19.9#	
SBRUM350096P	3-1/2" x 96" Step Beam	4,000# / pair	21.6#	
SBRUM400096P	4" x 96" Step Beam	5,080# / pair	23.3#	
SBRUM475096P	4-3/4" x 96" Step Beam	6,080# / pair	25.4#	
SBRUM550096P	5-1/2" x 96" Step Beam	8,100# / pair	29.1#	
SBRUM350108P	3-1/2" x 108" Step Beam	3,240# / pair	24.1#	
SBRUM400108P	4" x 108" Step Beam	4,180# / pair	26.0#	
SBRUM475108P	4-3/4" x 108" Step Beam	5,480# / pair	28.4#	
SBRUM550108P	5-1/2" x 108" Step Beam	7,320# / pair	32.4#	
SBRUM550120P	5-1/2" x 120" Step Beam	6,700# / pair	35.7#	
SBRUG600144P	6" x 144" Step Beam	8,020# / pair	58.5#	



Model #	Description	Wt. Each	Price Ea.
PSWSG036G	36" Galvanized Waterfall Pallet Support	5.8#	
PSWSG042G	42" Galvanized Waterfall Pallet Support	6.7#	
PSWSG048G	48" Galvanized Waterfall Pallet Support	7.5#	
PSHSP036G	36" Galvanized Hat Shaped Pallet Support (inc. hardware)	3.7#	
PSHSP042G	42" Galvanized Hat Shaped Pallet Support (inc. hardware)	4.3#	
PSHSP048G	48" Galvanized Hat Shaped Pallet Support (inc. hardware)	5.0#	
RSR3G008G	8" Galvanized Row Spacer (includes hardware)	2.3#	
RSR3G012G	12" Galvanized Row Spacer (inc. hardware)	2.9#	
WTR3G008VG	8" Wall Ties Vista Green (inc. hardware)	3.5#	
PLBM3.4096YW	96" Load Stop Beam, 3" or 4" setback w/ same clip (inc. hardware)	26#	
PLBM3.4108YW	108" Load Stop Beam, 3" or 4" setback w/ same clip (inc. hardware)	28#	
ANCHOR.5x3.8-HIL	1/2" x 3-3/4" Anchor	0.3#	
FPT3-5.8	3" x 5-3/4 Shim for A & B Uprights	0.7#	
CLIP-SPRING-FLAT	Clip Spring	.02#	
.4X2J	3/8 x 2.25 Bent J Rivet, ZP	.07#	

Wire Deck


Model #	Description	Max. Capacity	Wt. Each	Price Ea.
	Polychrome Gray			
WIREDECK4246-2700	42" x 46" Wire Deck (48" & 96" Beams)	2,700#	20.0#	
WIREDECK4252-2500	42" x 52" Wire Deck (108" Beams)	2500#	21.3#	
WIREDECK4258-2500	42" x 58" Wire Deck (120" Beams)	2500#	23.0#	
WIREDECK4846-2500	48" x 46" Wire Deck (48" & 96" Beams)	2,500#	24.0#	
WIREDECK4852-2500	48" x 52" Wire Deck (108" Beams)	2500#	26.5#	
WIREDECK4858-2500	48" x 58" Wire Deck (120" Beams)	2500#	28.7#	

SK2000 Quick Ship Pallet Rack is ONLY available FOB Sauk Village, IL

PALLET RACK & ACCESSORIES


SK2000 Boltless Rack FOR SEISMIC CONSIDERATION



Can be used in some seismic areas.

Contact your Inside Sales Representative for more information.

If stamped calculations are required, 48 hour lead time does not apply.

SK2000 Frames with 5" x7" Base Plates and Additional Cross Braces*

	Model #	Color	Description	Wt. Each	Price Each
14 Gauge	RTFBG042096F042XBVG	Vista Green	42" x 96" Upright, 2 Cross Braces & 5" x 7" X 3/8" Base Plate	83#	
	RTFBG042120F042XBVG	Vista Green	42" x 120" Upright, 2 Cross Braces & 5" x 7" X 3/8" Base Plate	101#	
	RTFBG042144F042XBVG	Vista Green	42" x 144" Upright, 2 Cross Braces & 5" x 7" X 3/8" Base Plate	116#	
	RTFBG042192F043XBVG	Vista Green	42" x 192" Upright, 3 Cross Braces & 5" x 7" X 3/8" Base Plate	153#	
	RTFBG042240F043XBVG	Vista Green	42" x 240" Upright, 3 Cross Braces & 5" x 7" X 3/8" Base Plate	186#	

Step Beams w/Seismic Weld*

Model #	Color	Description	Max. Capacity	Wt. Each	Price Each
SBRUM400096ZCSD02P	Poppy Orange	4" x 96" Step Beam	5,080# / pair	23.3#	
SBRUM475096ZCSD02P	Poppy Orange	4-3/4" x 96" Step Beam	6,080# / pair	25.4#	
SBRUM550096ZSD02P	Poppy Orange	5.-1/2" x 96" Step Beam	8,100# / pair	29.1#	
SBRUM475108ZCSD02P	Poppy Orange	4-3/4 x 108" Step Beam	5,480# / pair	28.4#	
SBRUM550108ZSD02P	Poppy Orange	5-1/2" x 108" Step Beam	7,320# / pair	32.4#	
SBRUM550120ZSD02P	Poppy Orange	5-1/2" x 120" Step Beam	6,700# / pair	36#	
SBRUG600144ZSD02P	Poppy Orange	6" x 144" Step Beam	8,020# / pair	58.5#	

*Additional welds to resist seismic forces and includes 4-pin connector plates.

Boltless Rack Accessories

Model #	Description	Wt. Each	Price Each
ANCHOR.5x4.5-HIL	1/2" x 4-1/2" Seismic Anchor	0.3#	
SHIM.125-04	5" x 7" Base Plate Shim	1.3#	

SK2000 Quick Ship Pallet Rack is ONLY available FOB Sauk Village, IL

PALLET RACK & ACCESSORIES

SK3000 Structural Rack



Upright Frames 3"



BCF
Upright
Frame

Model #	Color	Description	Max. Capacity	Wt. Each	Price Each
BCF3L036096F03PB	Precaution Blue	3" x 36" x 96" Upright	39,990#	83#	
BCF3L036120F03PB	Precaution Blue	3" x 36" x 120" Upright	39,990#	104#	
BCF3L036144F03PB	Precaution Blue	3" x 36" x 144" Upright	39,990#	126#	
BCF3L036192F03PB	Precaution Blue	3" x 36" x 192" Upright	39,990#	164#	
BCF3L042096F03PB	Precaution Blue	3" x 42" x 96" Upright	39,990#	86#	
BCF3L042120F03PB	Precaution Blue	3" x 42" x 120" Upright	39,990#	109#	
BCF3L042144F03PB	Precaution Blue	3" x 42" x 144" Upright	39,990#	132#	
BCF3L042192F03PB	Precaution Blue	3" x 42" x 192" Upright	39,990#	170#	
BCF3L048096F03PB	Precaution Blue	3" x 48" x 96" Upright	39,990#	89#	
BCF3L048120F03PB	Precaution Blue	3" x 48" x 120" Upright	39,990#	113#	
BCF3L048144F03PB	Precaution Blue	3" x 48" x 144" Upright	39,990#	137#	
BCF3L048192F03PB	Precaution Blue	3" x 48" x 192" Upright	39,990#	177#	



*** Notes to Upright Capacities**

- 1) Capacity is based on 36" vertical beam spacing. Larger spacing will decrease capacity.
- 2) Capacities based upon interior usage.
- 3) Capacities are for selective rack only.
- 4) Capacities are for non-seismic usage.
- 5) All columns/posts must be anchored to an adequate concrete floor (required by RMI code).
- 6) Capacities based upon installation in a plumb condition.
- 7) Capacities are total per upright, assuming equal loading on both posts.
- 8) For any outdoor storage, stainless steel anchors are required

If any of these conditions do not apply to your application, or if you are unsure if they apply, **DO NOT USE THESE CAPACITY RATINGS**. In those cases, contact Steel King's Engineering department for design information.

NOTE:

A Permit and/or stamped calculations may be required by the local building department prior to installation and is the responsibility of the end user.

Rack is for indoor use only. If rack needs to be located outside contact Steel King for assistance.

Rack is for non-seismic usage only. If rack is located in a seismic area, please consider the racking designed for Seismic Considerations or contact Steel King for assistance.

Steel King SK3000 Quick Ship Pallet Rack is ONLY available FOB Rome, GA 30161

PALLET RACK & ACCESSORIES


SK3000 Structural Rack



- Channel beams have a 7-gauge connector, featuring a wrap-around design with round holes, not slots.
- Beams are bolted to the upright frame. Each end of a load beam is bolted to the column with two, grade-5 bolts and nuts (included).
- Beams are easily adjustable in 2" vertical increments.
- Beams are pre-punched for easy installation of bolt-on beam ties.

Channel Beams


Model #	Color	Description	Max. Capacity No Beam Tie	Max. Capacity w/Beam Tie	Wt. Each	Price Each
CB7XL300072BP52-30YW	Yellow	3" x 72"	5,960# / pair	7,480# / pair	26#	
CB7XH300096BP52-40YW	Yellow	3" x 96"	4,900# / pair	5,460# / pair	38#	
CB7XH400096BP52-40YW	Yellow	4" x 96"	7,120# / pair	10,180# / pair	49#	
CB7XH300108BP52-48YW	Yellow	3" x 108"	4,040# / pair	4,420# / pair	42#	
CB7XH400108BP52-48YW	Yellow	4" x 108"	5,660# / pair	8,820# / pair	54#	
CB7XH500108BP52-48YW	Yellow	5" x 108"	7,880# / pair	12,880# / pair	66#	
CB7XH300120BP52-40YW	Yellow	3" x 120"	3,320# / pair	3,680# / pair	46#	
CB7XH400120BP52-40YW	Yellow	4" x 120"	4,600# / pair	7,340# / pair	59#	
CB7XH500120BP52-40YW	Yellow	5" x 120"	6,360# / pair	11,180# / pair	72#	
CB7XH500144BP72-40YW	Yellow	5" x 144"	4,420# / pair	8,580# / pair	86#	

Rack Accessories


Row Spacer



Beam Tie

Model #	Color	Description	Wt. Each	Price Each
RSC3G008PB	Precaution Blue	8" Row Spacer / 3" Frame (inc. hardware)	3.1#	
RSC3G012PB	Precaution Blue	12" Row Spacer / 3" Frame (inc. hardware)	3.5#	
PSB5X036YW	Yellow	36" Beam Tie / 3"-6" Beam (inc. hardware)	6.0#	
PSB5X042YW	Yellow	42" Beam Tie / 3"-6" Beam (inc. hardware)	7.0#	
PSB5X048YW	Yellow	48" Beam Tie / 3"-6" Beam (inc. hardware)	8.0#	

In addition to increasing the load rating of beams, beam ties can also be utilized as pallet supports.

Model #	Description	Wt. Each	Price Each
ANCHOR.5x3.8-HIL	1/2"x 3-3/4" Anchor	0.3#	
SHIM.125-03	Shim for 3" OR 4" Channel Upright	1.2#	

Steel King SK3000 Quick Ship Pallet Rack is ONLY available FOB Rome, GA 30161

PALLET RACK SAFETY ACCESSORIES

Snap-Guard Protectors

U.S. Pat. 6,920,990



Adjustable, moveable and flexible, Steel King's SK Snap-Guard is a versatile column protector designed to provide aftermarket protection for Steel King's SK2000 uprights. Use at the base of each upright, or protect the front column at each storage level.

Model #	Description	Wt. Each	Price Each
SP3L1012YW	12" Snap-On Column Protector	3.5#	
SP3L1018YW	18" Snap-On Column Protector	4.6#	
SP3L1024YW	24" Snap-On Column Protector	5.9#	
SP3LTOOL	Snap-On Column Protector Tool	1.1#	

Free Standing Column Protectors



- Protects 3" or 4" wide column uprights
- Includes (4)-1/2" x 3-3/4" anchors



Model #	Color	Description	Wt. Each	Price Each
FPS3-4D012YW	Yellow	12" Column Protector	12.5#	
FPS3-4D018YW	Yellow	18" Column Protector	17.2#	
FPS3-4D024YW	Yellow	24" Column Protector	19.3#	

Note: Not compatible with oversized base plates.


Guard Dawg®



- Pallet rack end guards
- Protects 3" or 4" wide, 42" deep uprights
- Includes (4) 3/4" x 5-1/2" anchors

Model #	Color	Description	Wt. Each	Price Each
GDRL11046YW	Yellow	46" Right Side Guard Dawg	53.2#	
GDLL11046YW	Yellow	46" Left Side Guard Dawg	53.2#	

GDLL11046YW Shown
Left Side Guard Dawg

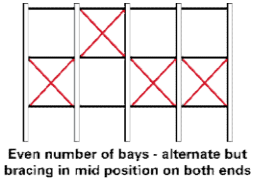
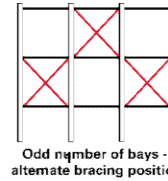
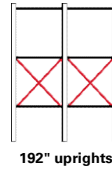
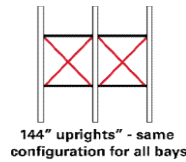
CANTILEVER RACKS


I-Beam Cantilever Rack

Steel King I-Beam Cantilever Quick Ship Pallet Rack has a two-week lead time and is **ONLY** available **FOB Rome, GA 30161**

Steel King's I-Beam Cantilever Rack allows you to store large, bulky items with ease.

- Single or double-side racks - **order additional base and arms for double-sided installation**
- 48" straight arms, adjustable on 4" centers (incline 1/4" per foot).
- 2,970# capacity per arm
- 48" bolted bases



144" Columns/Bases		<i>Inc. hardware</i>			
QS IBC Part #	Description	QTY		Wt. Ea.	Price Ea
IBCW8X21-144PB	Column, 144", W8x21	1	12,630 lb. cap per side w 48" arms	270#	
IBCW8X21-048BASEPSBOLTPB	Base, 48", W8x21	1		103#	

144" Brace Kits		<i>Inc. hardware, 2 horizontals, 2 diagonals</i>			
QS IBC Part #	Description	QTY		Wt. Ea.	Price Ea
12-48-IBC-BRACEKIT	12 ft x 48" Brace Kit	1	48" c/c Spacing	47#	
12-60-IBC-BRACEKIT	12 ft x 60" Brace Kit	1	60" c/c Spacing	56#	
12-72-IBC-BRACEKIT	12 ft x 72" Brace Kit	1	72" c/c Spacing	64#	

Shims for 144" Units					
QS IBC Part #	Description	QTY		Wt. Ea.	Price Ea
FP-5.25X8X14GA-IBCSHIM	Shim, Column, W8x21	1	1 per column	1#	
S14-05.25X012-IBCBASESHIM	Shim, Base, W8x21	1	2 per base	1.6#	

192" Columns/Bases		<i>Inc. hardware</i>			
QS IBC Part #	Description	QTY		Wt. Ea.	Price Ea
IBCW10X26-192PB	Column, 192", W10x26	1	18,530 lb. cap per side w 48" arms	447#	
IBCW10X26-048BASEPSBOLTPB	Base, 48", W10x26	1		126#	

192" Brace Kits		<i>Inc. hardware, 3 horizontals, 2 diagonals</i>			
QS IBC Part #	Description	QTY		Wt. Ea.	Price Ea
16-48-IBC-BRACEKIT	16 ft x 48" Brace Kit	1	48" c/c Spacing	60#	
16-60-IBC-BRACEKIT	16 ft x 60" Brace Kit	1	60" c/c Spacing	72#	
16-72-IBC-BRACEKIT	16 ft x 72" Brace Kit	1	72" c/c Spacing	84#	

Shims for 192" Units					
QS IBC Part #	Description	QTY		Wt. Ea.	Price Ea
FP-5.75X10.3X14GA-IBCSHIM	Shim, Column, W10x26	1	1 per column	1.3#	
S14-05.75X012-IBCBASESHIM	Shim, Base, W10x26	1	2 per base	1.5#	

Arms		<i>Inc. hardware</i>			
QS IBC Part #	Description	QTY		Wt. Ea.	Price Ea
IBA-S4X7.7-048P	Arm, 48", S4x7.7#	1	2,970 lb. capacity	39#	

Accessories					
Anchors		<i>2 per base; 1 per column</i>			
QS IBC Part #	Description	QTY		Wt. Ea.	Price Ea
ANCHOR.8X5.5-HIL	Anchor, 3/4 x 5.5" Cracked Concrete	1		0.75#	

Pipe Stop Kits		<i>Includes hardware</i>			
QS IBC Part #	Description	QTY		Wt. Ea.	Price Ea
ARM-TS-12-KIT	Pipe Stop Kit for Arm, 12", bolted	1	Poppy Orange	2.9#	
ARM-TS-18-KIT	Pipe Stop Kit for Arm, 18", bolted	1	Poppy Orange	3.6#	
BASE-TS-12-KIT	Pipe Stop Kit for Base, 12", bolted	1	Poppy Orange	3.1#	
BASE-TS-18-KIT	Pipe Stop Kit for Base, 18", bolted	1	Poppy Orange	3.8#	

Notes to Column Capacities

- 1) Capacities based upon interior usage.
- 2) Capacities are for non-seismic usage.
- 3) For any outdoor storage, stainless steel anchors are required

TERMS

FOBs:	Stevens Point, WI	Sauk Village, IL 60411	Rome, GA 30161
Armor Guard			X
Column Protectors		X	X
Containers	X		
Guard Dawg		X	X
I-Beam Cantilever			X
SK2000 & Accessories		X	
SK3000 & Accessories			X
Stac-King Portable Racks	X		
Steel Guard			X
Wire Mesh Deck		X	

- Pricing does not include tax or freight.
- Payment terms Net 30 days after shipment or as determined after credit review.
- 1.5% charge per month to invoices over 30 days.
- Limited to the items, sizes, colors shown and stock availability.
- Minimum order \$100 net.
- Other non-Quick Ship components must be ordered separately, subject to separate discounting, lead-time, and FOB point.
- The complete model numbers shown must be used to designate quick ship pricing and availability.
- Orders packaged in two business days or sooner after stock verification and order entry.
- Daily cut off time for order entry is 11 a.m. CST.
- Offer subject to stock availability and credit approval.
- **Rome/Stevens Point** FOB orders: Changes to or cancellation of orders entered will be charged a \$100 Change/Cancellation fee.
- **Sauk Village** FOB orders: No changes or cancellations allowed after order entry, as system is automated.
This includes date, contact, address, part number, quantity changesn, etc.

We will continue our 48 hour shipping policy for all orders under \$10,000. Orders above this level will need to be reviewed to make sure current inventory levels can meet the demand. A ship date of more than 48 hours may need to be applied.

Return Policy: Nothing may be returned to Steel King without a Returned Goods Authorization (RGA). Unauthorized returns will be refused. A 25% restocking fee will be applied. A fee will be assessed for any item returned that needs work.

PROGRAM IS SUBJECT TO CHANGE

Ship via Steel King designated carrier and take 4% off your order*

* Not available on credit card orders.

QSH260605-BD